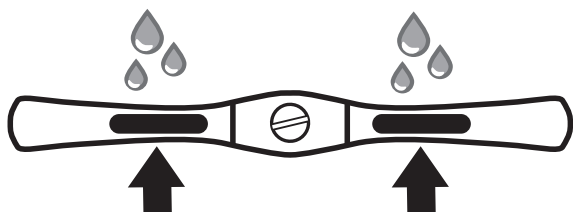
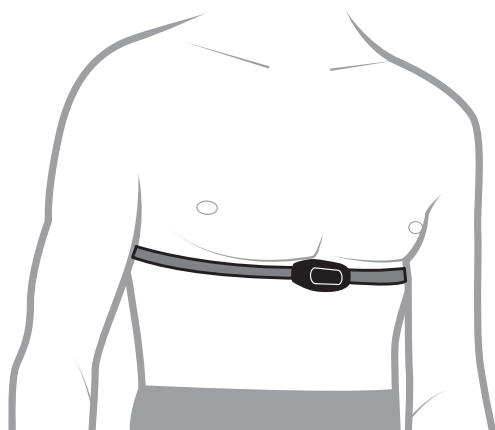
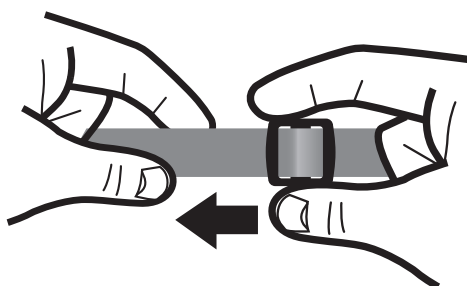
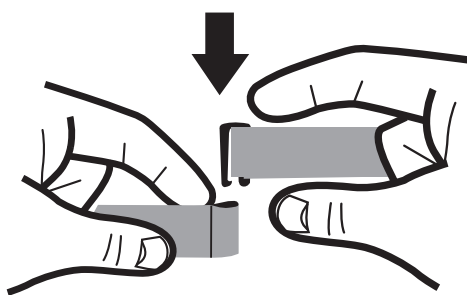


1 Positioning the belt

- Moisten the sensors on your belt.



- Place the belt on your bust and tighten it up.



2 Use with a Smartphone



- Once the belt is in place, activate Bluetooth® on your telephone.



Bluetooth® Smart accessories do not appear in the list of Bluetooth® peripheral devices. It is thus normal if you don't see it in the list.

- Start your sports application.



Make sure it is compatible with a Bluetooth® Smart belt.

- When using it for the first time, you must pair your belt up with the application, for the application to detect the belt. You can usually pair the belt up from the application's settings.



For more information, please refer to the instructions for your application.

- Once your belt has been detected, you can start exercising.

3 Use with ONmove 200 and other Bluetooth® Smart-ready products



- The Bluetooth® Smart belt can be used with all Bluetooth® Smart-ready products (smartwatch, GPS watch etc.).



For more information, please refer to the instructions for your product.

COMPATIBILITY

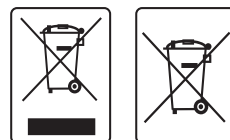
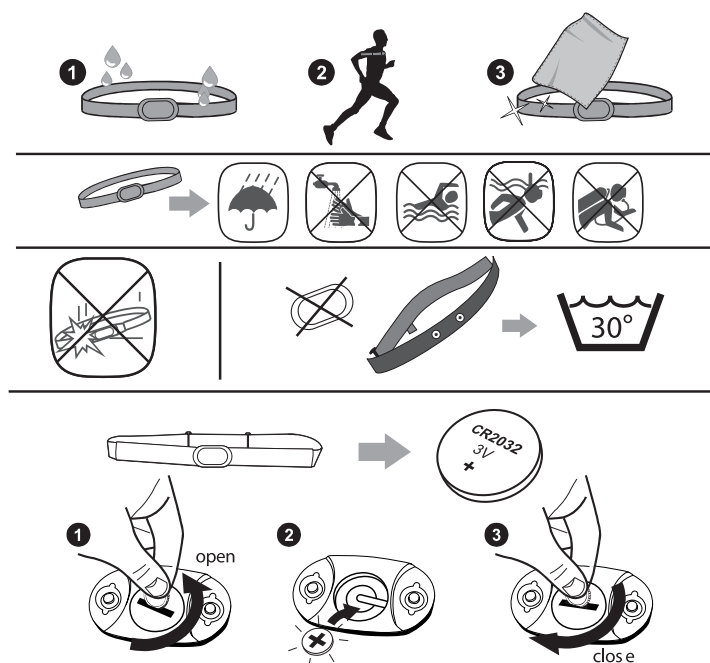
- Smartphones : support.geonaute.com/bluetooth
 - > Apple : iPhone 4s, iPhone 5, iPhone 5s, iPhone 5c
 - > Android : version 4.3 only



Make sure the application is compatible with both your OS and Bluetooth® Smart cardio belts.

- Geonaute ONmove 200 GPS watch
- Bluetooth® Smart Ready Products

PRECAUTIONS FOR USE



This product and the batteries it contains may not be thrown away with household waste. They are subject to a specific

type of sorting. Take the batteries and unusable electronic product to an authorised collection area for recycling. This treatment of your electronic waste will protect the environment and your health.

WARRANTY

OXYLANE guarantees the initial purchaser of this product that it is free from any material or manufacturing faults. This product is guaranteed for two years from the purchase date.

Please keep your receipt as proof of purchase.

The warranty does not cover:

- damage resulting from misuse, from a failure to respect the precautions for use, from accidents, from improper maintenance or from commercial use of the product.
- damage resulting from repairs carried out by persons not authorised by OXYLANE.
- batteries, cracked or broken casing or casing presenting signs of shock.

During the warranty period, the item will either be repaired free of charge by an authorised repair service or replaced free of charge (depending on the distributor).

GEONAU^{te}.com

oxylane

OXYLANE

4 Boulevard de Mons – BP 299
59665 Villeneuve d'Ascq cedex – France

