

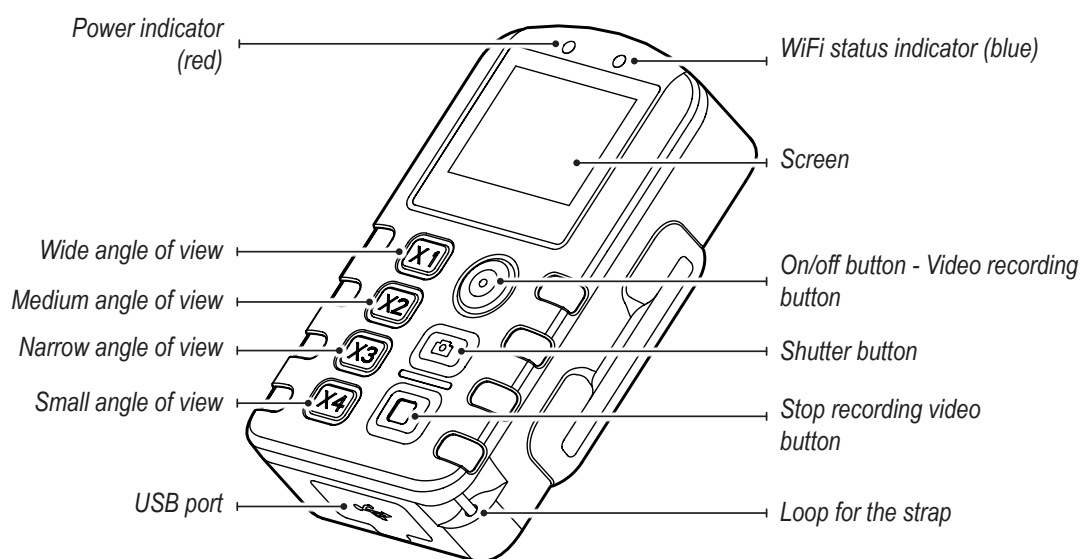


# G-Eye 2

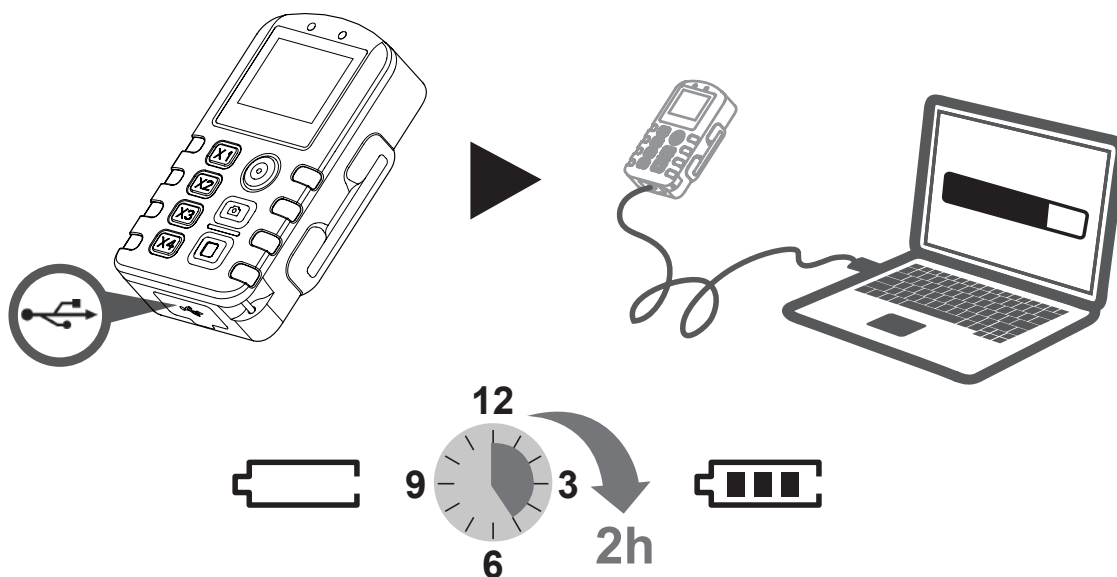
## WiFi Remote

Geotek

### REMOTE CONTROL DESCRIPTION



### CHARGING THE BATTERY



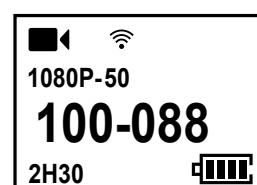
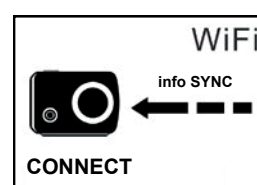
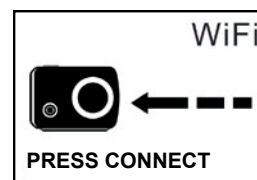
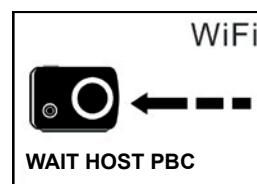
The remote control has a battery life of 5 hours maximum.  
Recharging takes approximately 2 hours.

---

# PAIRING PROCEDURE

---

- 1 Switch on the camera and activate its WiFi function
- 2 On the remote control, start by pressing the "□" button, and press the "⊙" button at the same time. Keep holding these two buttons until the remote control displays the screen opposite.
- 3 Push the "□" button on the camera and wait 20-30 seconds, until the remote control displays the screen opposite.
- 4 Push the "□" button on the remote control and wait 20-30 seconds, until the remote control displays the screen opposite.
- 5 The blue indicator light on the remote control will then start blinking, and configuration information is in the process of synchronising between the remote control and the camera. Wait for approximately 20 seconds for the camera's status to appear on the remote control:



---

## CONNECTING THE REMOTE CONTROL










---

**CAUTION:** For a connection to be possible, the pairing procedure must be performed first.

- 1 Press the On "⊙" button for 5 seconds.
- 2 The remote control automatically scans to look for the camera it is meant to pair with.
- 3 Once the camera has been found and correctly connected, the screen on the remote control will display the camera's status.
- 4 You can now use the remote to control the camera.
- 5 To turn off the remote control, press the Off button for 5 seconds.



# FUNCTION LIST

|  |  |
|--|--|
|   | <ul style="list-style-type: none"><li>• Press and hold for 5 seconds to turn the remote control on/off.</li><li>• If the camera is in video mode, press once to begin recording a video.</li><li>• If the camera is in photo mode, press once to go to video mode.</li></ul> |
|   | <ul style="list-style-type: none"><li>• If the camera is in photo mode, press once to take a photo.</li><li>• If the camera is in video mode, press once to go to photo mode.</li></ul>  |
|   | <ul style="list-style-type: none"><li>• Press once to stop the recording in progress.</li></ul>  |
|   | <ul style="list-style-type: none"><li>• Press once to choose a wide angle of view.</li></ul>   |
|   | <ul style="list-style-type: none"><li>• Press once to choose a medium angle of view.</li></ul>   |
|   | <ul style="list-style-type: none"><li>• Press once to choose a narrow angle of view.</li></ul>   |
|   | <ul style="list-style-type: none"><li>• Press once to choose a small angle of view.</li></ul>  |
| <br> | <p><b>RESETTING:</b> In the event of an operational problem or remote control malfunction, you can reset by pressing the <b>X1</b> and <b>X4</b> buttons at the same time.</p>   |

## PRECAUTIONS FOR USE

- ➔ Handle the device with care. Do not drop it or subject it to serious impacts.
- ➔ This product conforms to the IP66 watertightness protection rating standard, meaning that it can be exposed to rain, but cannot be submerged in water.
- ➔ For greater safety, avoid handling the buttons while in use. Lapses in concentration can be dangerous.
- ➔ Do not dismantle the product, as this could cause damage and void the warranty.
- ➔ Using this product in very cold conditions (temperatures below -10°C) could decrease the battery's capacity, and in turn the amount of time the product can be used.

# WARRANTIES, LEGAL NOTICES

## LIMITED LIABILITY

- **GEONAUTE** is not responsible for accidents or injuries that result from handling or use of this product while participating in high-risk sports. Specifically, **GEONAUTE** wishes to inform the user about the possible risk of losing concentration due to handling the product in dangerous conditions.
- The user is warned that s/he assumes all legal responsibility for the shooting, sharing, and publishing of images captured by this product.

## WARRANTY

- **GEONAUTE** guarantees the original buyer that this product is free of defects due to materials or manufacture for two years starting from the date of purchase. Please ensure that you keep the invoice as proof of purchase.
- The warranty does not cover damage resulting from misuse, from a failure to respect the precautions for use, from accidents, from improper maintenance or from commercial use of the product.
- The warranty does not cover damage resulting from repairs carried out by persons not authorised by **GEONAUTE**.
- The warranties herein expressly supersede all other warranties, including the implicit warranty of fair marketable quality and/or fitness for purpose. Under no circumstances will **GEONAUTE** be held liable for any damage, whether direct or indirect, general or specific, caused by or related to the use of this instruction manual or the product it describes.
- During the warranty period, the item will either be repaired free of charge by an authorised repair service or replaced free of charge (depending on the distributor).
- The warranty does not cover the battery or cracked or broken casings showing visible signs of impacts.

## LEGAL NOTICES



The 'crossed-out dustbin' symbol indicates that this product and the batteries it contains cannot be disposed of with household waste. They must be disposed of via selective waste sorting.

The product and batteries must be recycled at a collection point at end of life. Recycling your electronic waste protects the environment and your health.



Dispose of your batteries in a place where they will be recycled.



**DECATHLON** hereby declares that the G-EYE 2 WIFI REMOTE device complies with essential requirements and with other relevant stipulations of the 1999/5/EC directive.

The EC declaration of conformity is available at the following web link: [www.geonaute.com/en/ec-declaration-conformity](http://www.geonaute.com/en/ec-declaration-conformity).

## CONTACT US

Contact us at [support.geonaute.com](mailto:support.geonaute.com).

# GEONAUTÉ.COM

Made in China  
Fabricado na China  
Произведено в Китае  
İmal edildiği yer Çin  
中国 制造  
中國 製造

合格品

Shanghai Xin Wei Sports. Co., Ltd.  
上海莘威运动品有限公司  
上海市闵行区申北路2号

IMPORTADO PARA BRASIL POR IGUASPORT LtdaCNPJ : 02.314.041/0022-02

Импортер: ООО «Октобл», 141031, Россия, Московская область, Мытищинский район, МКАД  
84-й км., ТПЗ «Алтуфьево», владение 3, строение 3.

台灣迪卡儂有限公司台灣台中市408南屯區大墩南路379號諮詢電話: (04) 2471-3612

TURKSPORT Spor Ürünleri Sanayi ve Ticaret Ltd.ŞtiOsmaniye Mahallesi Çobançeşme KoşuyoluBulvarı  
No: 3 Marmara Forum Garden Office 0B Blok 01 Bakırköy 34146 İstanbul, TURKEY

REF PACK : 494661

**DECATHLON**

**DECATHLON**

4 Boulevard de Mons – BP 299  
59665 Villeneuve d'Ascq cedex – France

